

Use of State Institutions for
People with Intellectual Disabilities in Illinois: Fiscal Year 2009
Tia Nelis, Mary C. Rizzolo & Rick Hemp
June, 2011

The first institutional program in Illinois for people with intellectual disabilities was opened in 1865. It was designed to teach skills to people so they could return to the community. The most people living in Illinois state-operated institutions was 10,240. This was in 1956. By 2009, there were 2,308 people living in these institutions in Illinois.

There are now eight state-operated institutions in Illinois. They are:

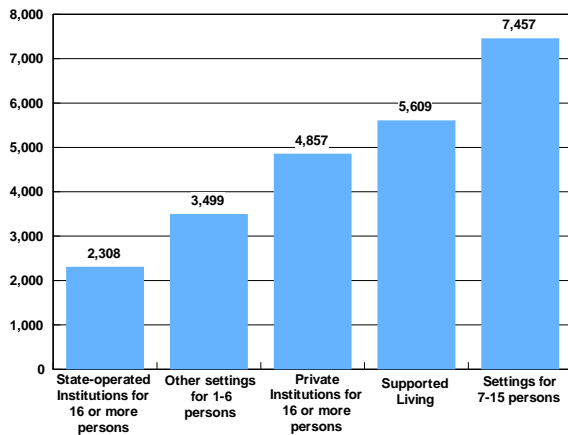
- 1 - Anna/Choate (Anna)
- 2 - Fox (Dwight)
- 3 - Kiley (Waukegan)
- 4 - Jacksonville
- 5 - Ludeman (Park Forest)
- 6 - Mabley (Dixon)
- 7 - Murray (Centralia)
- 8 - Shapiro (Kankakee)

Only two states have more people in state institutions than Illinois (see table on right). With the closures of Michigan's Mt. Pleasant Center and Oregon's Eastern Oregon Center in 2009, 11 jurisdictions no longer run state-operated I/DD institutional facilities: Alaska, the District of Columbia, Hawaii, Maine, Michigan, New Hampshire, New Mexico, Oregon, Rhode Island, Vermont, and West Virginia. Indiana closed its last free-standing state-operated institution in April of 2007 though they do operate some special ICF/ID units in state-operated mental health institutions. Also, Minnesota only has 6 persons in an I/DD unit in the Cambridge Mental Health center.

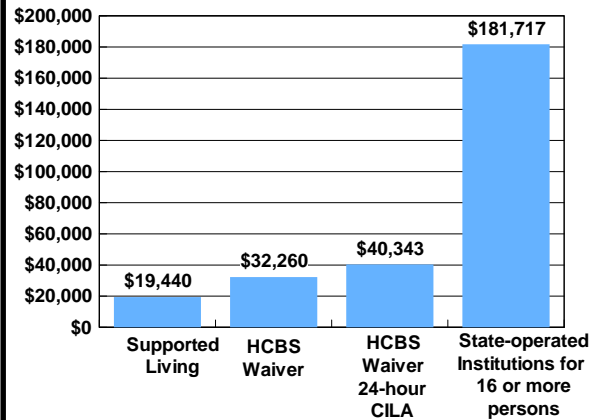
Today, people with intellectual disabilities can get residential support in many different kinds of places. The charts on the next page show: 1) how many people live in each kind of setting in Illinois, and 2) the cost per person for three different programs.

	State	Number
1	Texas	4,899
2	New Jersey	2,703
3	Illinois	2,308
4	California	2,194
5	North Carolina	1,638
6	New York	1,492
7	Ohio	1,423
8	Mississippi	1,371
9	Pennsylvania	1,253
10	Virginia	1,184
11	Louisiana	1,165
12	Georgia	1,133
13	Arkansas	1,080
14	Washington	983
15	Florida	982
16	Massachusetts	893
17	Missouri	873
18	South Carolina	810
19	Connecticut	732
20	Iowa	531
21	Tennessee	484
22	Wisconsin	472
23	Kentucky	442
24	Kansas	350
25	Oklahoma	339
26	Utah	236
27	Maryland	233
28	Nebraska	231
29	Alabama	199
30	South Dakota	146
31	Indiana	134
32	Arizona	126
33	North Dakota	123
34	Colorado	103
35	Idaho	96
36	Wyoming	83
37	Delaware	76
38	Michigan	70
39	Montana	64
40	Nevada	48
41	Oregon	24
42	Minnesota	6
	United States	33,732

Number of People with Intellectual Disabilities in Illinois by Setting in 2009



Spending per Person in Three Different Programs in Illinois in 2009



Supported Living* is where:

- The person chooses who to live with and where to live
- The place is not owned by a service provider
- The person’s support plan changes as his/her needs change

State-Operated Institutions

- Ten states do not have state-operated institutions

Other Settings for 1-6 Persons* include:

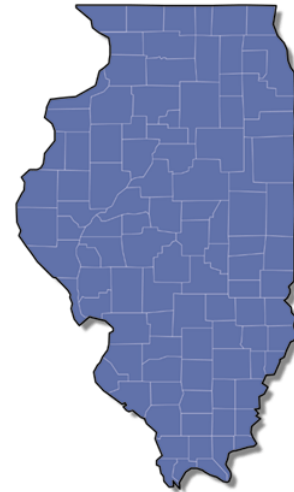
- CILA
- Intermediate Care Facilities for Persons with Developmental Disabilities (ICFs/DD)
- Apartments and Supported Living Arrangements (SLA)
- Group Home
- Foster Care

Private 16+ Settings include:

- Private Institutions
- Nursing Homes

Settings for 7-15 Persons include:

- ICFs/DD
- CILA
- Group Homes
- Community Living Facilities (CLF)
- Supported Living Arrangements (SLA)



* Illinois ranks 50th in the nation in the proportion of people living in settings for 1-6 persons

For more information: <http://ColemanInstitute.org/stateofthestates/> or call: (303) 492-0639

The State of the States in Developmental Disabilities Project is funded in part by The Administration on Developmental Disabilities, the Department of Psychiatry of the University of Colorado School of Medicine, and the Coleman Institute for Cognitive Disabilities. The authors of this brief, Tia Nelis & Mary C. Rizzolo, are affiliated with the University of Illinois at Chicago University Center for Excellence in Developmental Disabilities, one of the University of Colorado’s partners in The State of the States in Developmental Disabilities Project.