



# The Five W's of Voting

**SPEAK UP** AND  
**SPEAK OUT**  
**summit**

**Thank You!**



**SPEAK UP AND  
SPEAK OUT**  
**summit**



# The Five W's of Voter Registration and Voting

1. What
2. Why
3. Who
4. When
5. Where
6. How



# What Is Voting?

- ★ A usually formal expression of opinion or will in response to a proposed decision *especially*: one given as an indication of approval or disapproval of a proposal, motion, or candidate for office

<https://www.merriam-webster.com/dictionary/vote#dictionary-entry-2>



# Why Do We Vote?

- Voting is your right and your power!
- Your vote matters and can make a difference!
- Your vote can have a big impact on policies affecting people with disabilities and who is elected.
- Voting is part of being a responsible citizen and participating in a democracy.
- Voting helps in having your voice heard.



# Who Can Register to Vote?

- **You must** be a United States citizen.
- **You must** be 17 years old on or before the date of the Primary Election and turn 18 on or before the date of the General or Consolidated Election.
- **You must** live in your election precinct for at least 30 days prior to Election Day.
- ***You must not*** be serving a sentence of confinement in any penal institution as a result of a conviction.
- ***You may not*** claim the right to vote anywhere else.



# Who Can Register to Vote?

## Guardianship and Voting

- Even if you have a guardianship, you still have the right to vote!





# When Should I register to Vote?

- You have never registered before
- You have moved
- You have changed your name

Otherwise, you are already registered and do not need to do anything before you vote.



# What Do I need to Register to Vote?

## Two pieces of identification.

Neither needs to be a photo ID, but one must include your current address. Acceptable forms of ID include:

- Social Security Card
- Illinois Driver's License
- Illinois State ID
- Employee or Student ID
- Birth Certificate
- Utility Bill in your name
- Valid U.S. Passport
- Public Aid ID card (LINK)
- Credit Card
- Lease or Rental Contract
- Mail postmarked to you

# How Do I Register to Vote?

In Illinois, you can choose from three ways to register:

- Filling out your registration form **online**
- Sending your registration form **by mail**
- Or going to a government office or polling place **in person**

The time it takes to register is different, depending on the method you choose.




# How Do I Register to Vote?

## Online



- ★ Use the link above
- Or
- ★ Use your camera and aim at the QR code.



# How Do I Register to Vote?

**In Person:** If you register before Election Day, you can go to many different places, for example:

- Any office of the Illinois Secretary of State
- Your local Board of Elections office
- Other government buildings
- Any early voting location



# How Do I Vote?

There are three ways to cast a ballot in Illinois elections:

- Early voting
- Vote by mail
- Election day at your assigned polling place

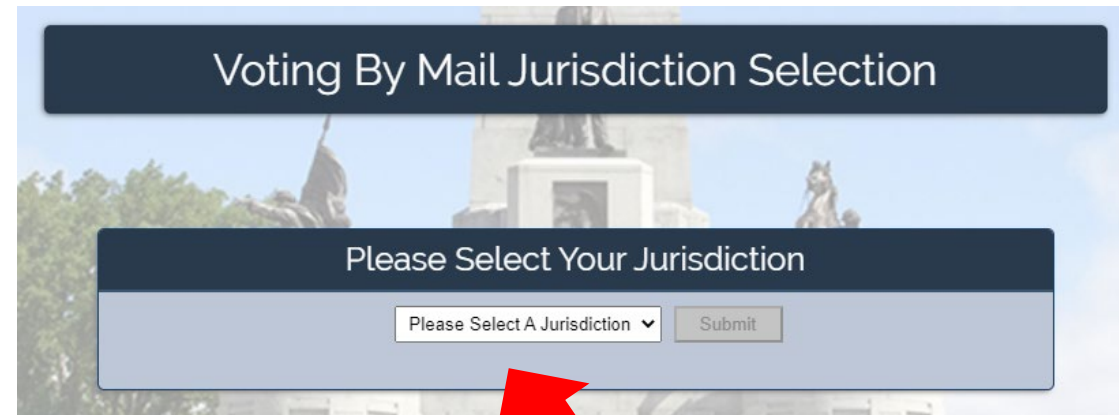
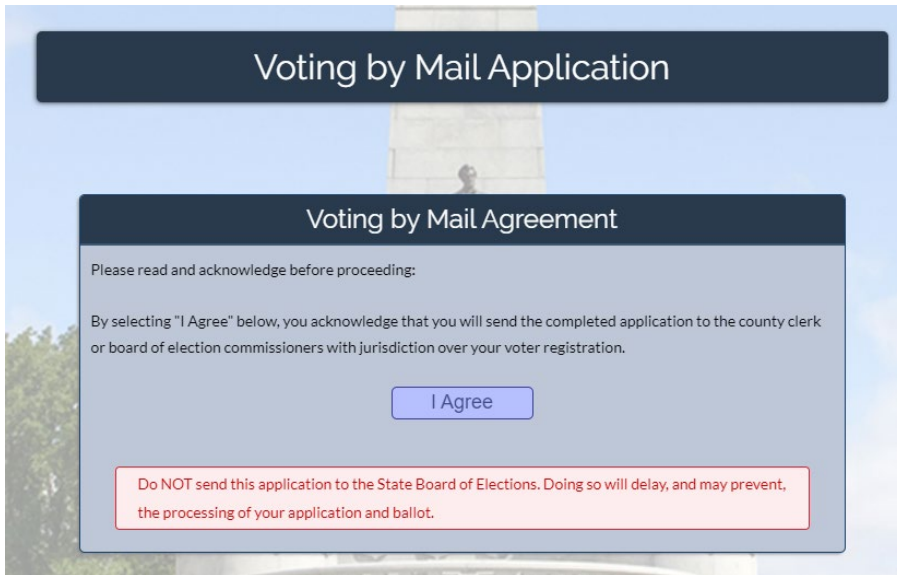


# How Do I Vote by Mail?

## Voting By Mail Agreement



Voting By Mail



# Where Do I Go to Vote? (Polling Place)



**LIBRARY**



**HOUSE OF  
WORSHIP**



**POLICE  
DEPARTMENT**




**SCHOOL**



# Where Do I Go to Vote? (Polling Place)

<https://ova.elections.il.gov/PollingPlaceLookup.aspx>



## POLLING PLACE LOOKUP

Five Digit Zipcode \*

Submit Reset

\* = Required



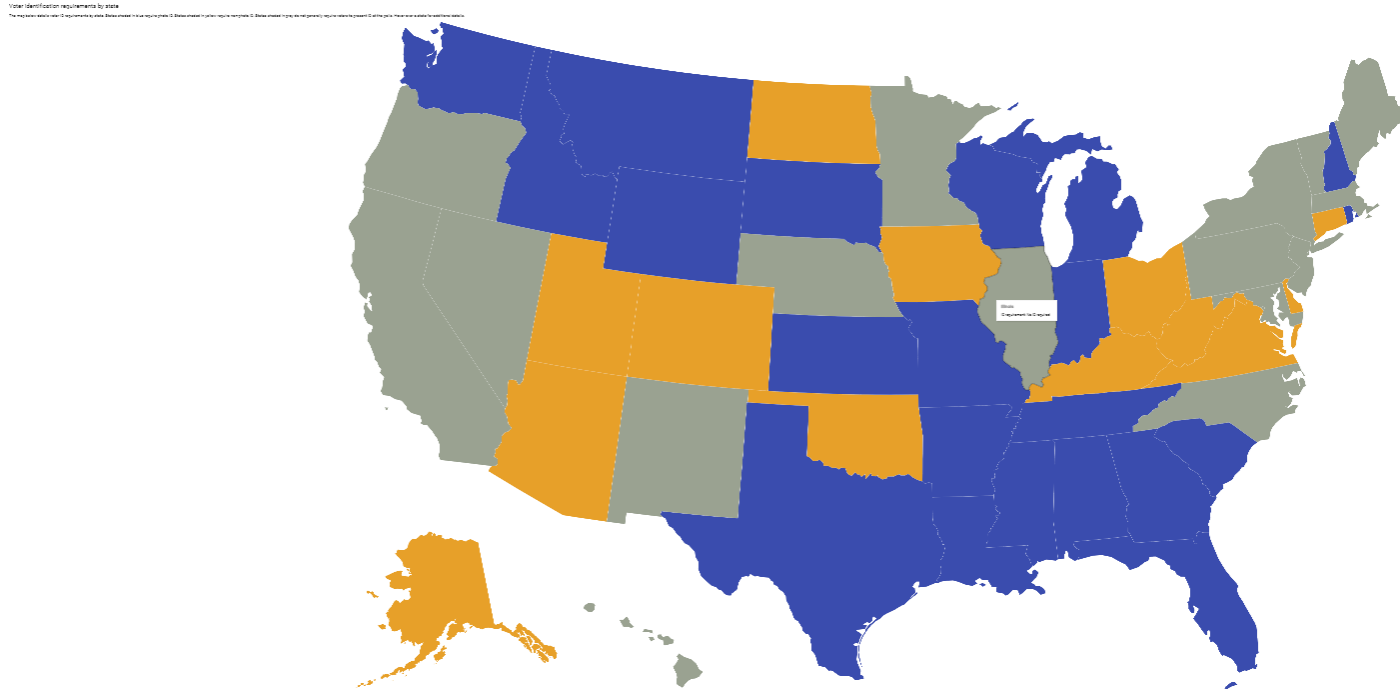
Polling Place Locator

# What Ways Can I Vote in Person?

- Paper Ballot
- Electronic Voting Machine

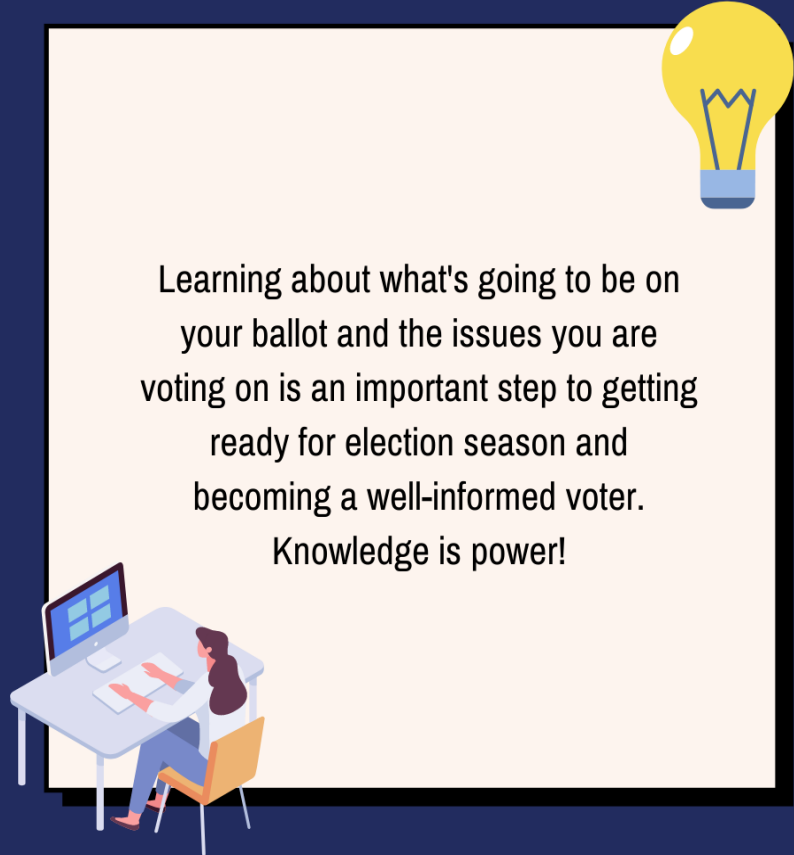


# What ID Do I need when I Vote??



Illinois does not require voters to present identification while voting, in most cases. First-time voters who registered by mail and did not submit their driver's license number, state ID number, last four digits of their social security number, or other form of ID are required to present identification showing their name and address before voting.

# How Do I Learn About the Candidates?



Learning about what's going to be on your ballot and the issues you are voting on is an important step to getting ready for election season and becoming a well-informed voter.

Knowledge is power!

# How

# Do I Learn About the Candidate?

## HOW TO HELP:

### 1. Find out what's on the ballot

- a. Use online resources such as [vote411.org](http://vote411.org) or [whenweallvote.org](http://whenweallvote.org) to stay informed. Questions to ask as you research: What policies or laws are being introduced or decided on this season? Who are the candidates on the ballot, and who will be represent you and your community?

## HOW TO HELP:

### 2. Research key issues in your community

- a. Attend a local town hall/community event and engage with others to gain their perspective.
- b. Read local columns or papers on voting issues.
- c. Organize a voting issues town hall for community members to attend and express their perspective of issues in the community.

## HOW TO HELP:

### 3. Learn where candidates are on disability issues

- a. Keep an eye on how candidates engage and communicate with the disability community.
- b. Questions to ask as you research: How is the candidate engaging with the disability community? Is their message accessible to all audiences, or does it exclude the disability community? Is the candidate vocal about supporting the disability community?

# How

## Do I Learn About the Candidates?

- ★ [Illinois Voter Guide](#)
- ★ [Vote 411](#)
- ★ [Vote Smart](#)
- ★ [Ballotpedia \(more progressive\)](#)
- ★ [Ballot Ready](#)

# Voting Resources

Register! Educate! Vote! Use your Power!  
**REV UP!**  
MAKE THE DISABILITY VOTE COUNT

Register to Vote

Register! Educate! Vote! Use your Power!  
**REV UP!**  
MAKE THE DISABILITY VOTE COUNT

Find Your Polling Place

Register! Educate! Vote! Use your Power!  
**REV UP!**  
MAKE THE DISABILITY VOTE COUNT

Register to Vote by Mail

Register! Educate! Vote! Use your Power!  
**REV UP!**  
MAKE THE DISABILITY VOTE COUNT

Voter Registration Lookup

# Voting Resources

## ★ Illinois Voter Registration Application

## ★ Illinois Voter Registration Application (Spanish)

**ILLINOIS VOTER REGISTRATION APPLICATION** Suggested October 2022  
SBE R-19

**FOR ILLINOIS RESIDENTS ONLY**  
**TO VOTE YOU MUST:**

- Be a United States citizen
- Be at least 18 years old (some 17 year olds may vote in the General Primary, Consolidated Primary or Caucuses)
- Live in your election precinct at least 30 days
- Not be convicted and incarcerated.
- Not claim the right to vote anywhere else

**TO VOTE IN THE NEXT ELECTION:**

- Mail or deliver this application to your County Clerk or Board of Election Commissioners no later than 28 days before the next election. ([click here for County Clerk/Election Board listings](#)) or go to <http://www.elections.il.gov>

**IMPORTANT INFORMATION:**

- If you do not have a driver's license, State Identification Card or social security number, and this form is submitted by mail, and you have never registered to vote in the jurisdiction you are now registering in, then you must send, with this application, either (i) a copy of a current and valid photo identification, or (ii) a copy of a current utility bill, bank statement, government check, paycheck, or other government document that shows the name and address of the voter. If you do not provide the information required above, then you will be required to provide election officials with either (i) or (ii) described above the first time you vote in person or prior to voting by mail.
- If you change your name you must re-register.
- If you register at a public service agency, any information regarding the agency that assisted you will remain confidential as will any decision not to register.
- If you do not receive a Notice within 2 weeks of mailing or delivering this application, call your County Clerk or Board of Election Commissioners.

**TO COMPLETE THIS FORM:**

- Box 1-If you do not have a middle name, leave blank.
- Box 3-If mailing address is same as Box 2, write "same".
- Box 4-By providing an email address you agree to receive election related notices via email.
- Box 5-If you have never registered before, leave blank. If you do not remember your former address; provide as much information as possible.
- Box 6-If you have not changed your name, leave blank.
- Box 10-If you have an Illinois Driver's License or Secretary of State ID, check the first box and fill in the number. If you do not have a Driver's License or SOS ID, check the second box and fill in the last four digits of your Social Security Number. If you do not have a SSN, check the third box and send a copy of the appropriate document (as described in the "Important Information" section) along with this form.
- Box 11-Read, date and personally sign your name or make your mark in the box.

**IF YOU HAVE NO STREET ADDRESS,**  
below describe your home: list the name of subdivision; cross streets; roads; landmarks; mileage and/or neighbors' names.

If you have questions about completing this form, please call the State Board of Elections at (217)782-4141 or (312)814-6440 (or [webmaster@elections.il.gov](mailto:webmaster@elections.il.gov)).

TYPE OR PRINT CLEARLY IN BLACK OR BLUE INK

Are you a citizen of the United States of America? (check one) yes <input type="checkbox"/> no <input type="checkbox"/>		Office Use	
Will you be 18 years of age on or before the next election day OR are you currently 17 and will be 18 by the day of the next General or Consolidated Election? (check one) yes <input type="checkbox"/> no <input type="checkbox"/>			
If you checked "no" in response to either of these questions, then do not complete this form.			
You can use this form to: (Check One) <input type="checkbox"/> apply to register to vote in Illinois <input type="checkbox"/> change your address <input type="checkbox"/> change your name			
1. Last Name	First Name	Middle Name or Initial	Suffix (Circle One) Jr. Sr. II III IV
2. Address where you live (House No., Street Name, Apt. No.)		City/Village/Town	Zip Code County Township
3. Mailing address (P.O. Box)		City/Village/Town, State	Zip Code 4. Email (optional)
5. Former Registration Address: (include City and State and Zip Code)		Former County	6. Former Name: (if changed)
7. Date of Birth: MM/DD/YY	9. Home telephone number including area code (optional)	10. ID number – check the applicable box and provide the appropriate number	
8. Sex (circle one) M F X	( ) -	<input type="checkbox"/> IL Driver's License or, if none, Sec. of State ID or Last 4 digits of Social Security Number <input type="checkbox"/> I have none of the above-listed identification numbers.	
11. Voter Affidavit – Read all statements and sign within the box to the right. This is my signature or mark in the space below.			
<b>I swear or affirm that:</b> <ul style="list-style-type: none"> <li>I am a citizen of the United States;</li> <li>I will be at least 18 years old on or before the next election (or the next General or Consolidated Election);</li> <li>I will have lived in the State of Illinois and in my election precinct at least 30 days as of the date of the next election;</li> <li>The information I have provided is true to the best of my knowledge under penalty of perjury. If I have provided false information, then I may be fined, imprisoned, or if I am not a U.S. citizen, deported from or refused entry into the United States.</li> </ul>			
12. If you cannot sign your name, ask the person who helped you fill in this form to print their name, address and telephone number.		Today's Date: _____	
Name of person assisting		Full Address	Telephone No.

**APLICACIÓN PARA REGISTRO DE VOTANTES DE ILLINOIS** Sugerida en Octubre del 2022  
SBE R-19

**SOLAMENTE PARA RESIDENTES DE ILLINOIS**  
**PARA VOTAR, USTED DEBERÁ:**

- Ser un ciudadano de los Estados Unidos
- Tener por lo menos 18 años de edad (Algunos de 17 años podrán votar en la Primaria General, Primaria Consolidada o Comité Político)
- Vivir en su distrito electoral por lo menos 30 días
- No estar preso a raíz de una condena penal
- No reclamar el derecho de votar en ningún otro lugar

**PARA VOTAR EN LA SIGUIENTE ELECCIÓN:**

- Envíe por correo o entregue esta aplicación a la Secretaría de su condado o los Comisionados de la Junta de Elecciones 28 días antes de la próxima elección. Visite [www.elections.il.gov](http://www.elections.il.gov) para ver la lista de Juntas Electorales.

**INFORMACIÓN IMPORTANTE:**

Si usted no tiene Licencia de Conducir, o una identificación del Sec. del Estado o un número de seguro social, y envía este formulario por correo, y nunca se ha registrado para votar en la jurisdicción en que ahora se está registrando, entonces usted deberá presentar con este formulario cualquiera de los siguientes documentos (i) una copia de identificación válida y vigente con fotografía, o (ii) una copia de un recibo de servicios públicos actual, estado de cuenta bancario, una cheque del gobierno, cheque de nómina u otro documento gubernamental que muestre el nombre y dirección del votante. Si no puede proporcionar la información anteriormente requerida, entonces se le requerirá proveerles a los oficiales electorales con cualquiera de las opciones (i) o (ii) que son las anteriores a la primera vez que usted vote en persona o antes de votar usando una boleta electoral por correo.

- Si ha cambiado de nombre, deberá registrarse nuevamente.
- Si se registra en una agencia de servicio público, cualquier información referente a la agencia que le asistió se mantendrá confidencial, así como cualquier decisión de no registrarse.
- Si no recibe una notificación 2 semanas después de enviar por correo o entregar esta aplicación, llame a la Secretaría de su Condado o a los Comisionados de la Junta de Elecciones.

**PARA COMPLETAR ESTA FORMA:**

- Caja 1-Si no tiene un Segundo nombre, déjelo en blanco.
- Caja 3-Si su dirección postal es igual que la de la caja 2, escriba "misma".
- Caja 4 – Al proveer su correo electrónico usted acepta recibir notificaciones electorales a su correo electrónico.
- Caja 5-Si nunca se ha registrado antes, déjela en blanco. Si no recuerda su dirección anterior, proporcione tanta información como le sea posible.
- Caja 6-Si su nombre no ha cambiado, déjela en blanco.
- Caja 10-Si tiene una licencia de conducir de Illinois, marque la caja y escriba el número. Si no tiene una licencia de conducir, marque la caja apropiada y escriba ya sean los últimos cuatro dígitos de su Número de Seguro Social o el Número de su identificación de la Secretaría del Estado. Si no tiene un Número de Seguro Social, marque la tercera caja y mande una copia de la documentación apropiada (como esta detallada en la sección "Información importante").
- Caja 11-Lea, escriba la fecha y firme personalmente su nombre o haga su marca en la caja.

**SI NO TIENE UNA DIRECCIÓN,**  
Describa su casa a continuación: escriba el nombre de la subdivisión; las calles, cruces; caminos; puntos de referencia; millaje y/o nombres de los vecinos.

Si tiene dudas acerca de cómo completar esta forma, por favor llame a la Junta de Elecciones del Estado al (217)782-4141, (312)814-6440 (o [webmaster@elections.il.gov](mailto:webmaster@elections.il.gov)).

ESCRIBA CLARAMENTE CON TINTA NEGRA O AZUL

¿Es usted un ciudadano de los Estados Unidos de América? (marque una) sí <input type="checkbox"/> no <input type="checkbox"/>		Para Uso Oficial	
¿Tendrá 18 años de edad el día de la elección o antes de la próxima elección? ¿O tiene ahora 17 años y cumplirá 18 antes del día de la próxima Elección General o Consolidada? (marque una) sí <input type="checkbox"/> no <input type="checkbox"/>			
Si marcó "no" en respuesta a cualquiera de estas preguntas, entonces no complete esta forma.			
Usted puede utilizar esta forma para: (Marque una) <input type="checkbox"/> aplicar para registrarse como votante en Illinois <input type="checkbox"/> cambiar su dirección <input type="checkbox"/> cambiar su nombre			
1. Apellido	Nombre	Segundo Nombre o Inicial	Sufijo (Marque uno) Jr. Sr. II III IV
2. Dirección donde vive (No. de Casa, Nombre de la Calle, No. de Apto.)		Ciudad/Aldea/Pueblo	Código Postal Condado Municipio
3. Dirección Postal (Apartado Postal)		Ciudad/Aldea/Pueblo	Código Postal 4. Correo Electrónico (Opcional)
5. Dirección de Registro Anterior: (incluya Ciudad, Estado y Código Postal)		Condado Anterior	6. Nombre anterior: (si cambió)
7. Fecha de Nacimiento: MM/DD/AA	9. Teléfono en casa incluyendo el código de área (opcional)	10. No. de identificación – marque la casilla que aplica y proporcione el número apropiado	
8. Sexo (Marque uno) M F X	( ) -	<input type="checkbox"/> Licencia de Conducir de IL, si no, identificación de la Sec. Del Estado o Últimos 4 dígitos de su Número de Seguro Social <input type="checkbox"/> No tengo ningún número de identificación mencionados anteriormente.	
11. Declaración Jurada del Votante – Lea las declaraciones siguientes y firme dentro de la caja a la derecha. Esta es mi firma o marca en el espacio siguiente.			
<b>Juro o Afirmo que:</b> <ul style="list-style-type: none"> <li>Soy un ciudadano de los Estados Unidos;</li> <li>Tendré por lo menos 18 años antes de o el día de la próxima elección, (o la próxima Elección General o Consolidada);</li> <li>Habré vivido en el Estado de Illinois y en mi distrito electoral por lo menos 30 días antes de la fecha de la próxima elección;</li> <li>La información que he proporcionado es verdadera hasta donde tengo conocimiento, bajo pena de perjurio. Si he proporcionado información falsa, entonces podría ser multado, encarcelado, o si no soy un ciudadano de los Estados Unidos, deportado, o se me puede negar la entrada a los Estados Unidos.</li> </ul>			
12. Si no puede firmar su nombre, pídale a la persona que le ayudó a llenar esta forma que escriba su nombre, dirección y número telefónico.		Fecha de hoy: _____	
Nombre de la persona que le ayudó		Dirección Completa	No. Telefónico





# Interview Opportunity

- ★ What year or when did you start to vote?
- ★ How old were you when you registered to vote?
- ★ Did someone support you to register to vote?
- ★ How did they support you?
- ★ Do you vote in most elections?
- ★ How do you vote?
- ★ Do you vote at a polling place? Who takes you?
- ★ Do you vote by mail?
- ★ Does anyone help you with that?
- ★ How did you feel being able to vote?
- ★ Do you have any advice for people about voting?
- ★ [Matty's Voting Interview Video](#)

# How Do I Register to Vote?



**SPEAK UP AND  
SPEAK OUT**  
**summit**



In partnership with the Illinois Council on Developmental Disabilities. This project was supported, in part by grant number CFDA 93.630, from the U.S. Administration for Community Living, Department of Health and Human Services, Washington, D.C. 20201. Grantees undertaking projects with government sponsorship are encouraged to express freely their findings and conclusions. Points of view or opinions do not, therefore, necessarily represent official ACL policy.

# Thank You!

**Carole Rosen**

[carole@thearcofil.org](mailto:carole@thearcofil.org)

815-464-1832 x1027

**Elian Sorensen**

[elian@thearcofil.org](mailto:elian@thearcofil.org)

815-464-1832 x1012

**Becca Schroeder**

[becca@thearcofil.org](mailto:becca@thearcofil.org)

815-464-1832 x1018