



The Five W's of Voting



The Five W's of Voter Registration and Voting

- ★ **What**
- ★ **Why**
- ★ **Who**
- ★ **When**
- ★ **Where**
- ★ **How**

What Is Voting?



- ★ A usually formal expression of opinion or will in response to a proposed decision *especially*: one given as an indication of approval or disapproval of a proposal, motion, or candidate for office

<https://www.merriam-webster.com/dictionary/vote#dictionary-entry-2>

Why Do We Vote?



- ★ Voting is your right and your power!
- ★ Your vote matters and can make a difference!
- ★ Your vote can have a big impact on policies affecting people with disabilities and who is elected.
- ★ Voting is part of being a responsible citizen and participating in a democracy.
- ★ Voting helps in having your voice heard.

Who Can Register to Vote?



- ★ **You must** be a United States Citizen.
- ★ **You must** be 17 years old on or before the date of the Primary Election and turn 18 on or before the date of the General or Consolidated Election.
- ★ **You must** live in your election precinct at least 30 days prior to Election Day.
- ★ ***You must not*** be serving a sentence of confinement in any penal institution as a result of a conviction.
- ★ ***You may not*** claim the right to vote anywhere else.

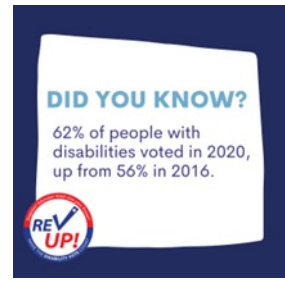
Who Can Register to Vote?



★ Guardianship and Voting

Even if you have a guardianship, you still have the right to vote!

When Should I Register to Vote?



- ★ **You have never registered before**
- ★ **You have moved**
- ★ **You have changed your name**

Otherwise, you are already registered and do not need to do anything before you vote.

Do I need to Register to Vote?



Two pieces of identification.

Neither needs to be a photo ID, but One must include your current address. Acceptable forms of ID include:

- ★ Social Security Card
- ★ Illinois Driver's License
- ★ Illinois State ID
- ★ Employee or Student ID
- ★ Birth Certificate
- ★ Utility Bill in Applicant's Name
- ★ Mail Postmarked to the Applicant
- ★ Valid U.S. Passport
- ★ Public Aid ID card ([LINK](#))
- ★ Credit Card
- ★ Lease or Rental Contract

How Do I Register to Vote?




In Illinois, you can choose from 3 ways to register:

- ★ filling out your registration form **online**
- ★ sending your registration form **by mail**
- ★ or going to a government office or polling place **in person**

The time it takes to register is different, depending on the method you choose.

How Do I Register to Vote?

Online



- ★ Use the link above
- Or**
- ★ Use your camera and aim at the QR code.

How Do I Register to Vote?



In Person: If you register before Election Day, you can go to many different places, for example:

- ★ Any Office of the Illinois Secretary of State
- ★ Your Local Board of Elections Office
- ★ Other Government Buildings
- ★ Any Early Voting Location

How Do I Vote?



There are three ways to cast a ballot in Illinois Elections.

- ★ Vote By Mail
- ★ Early Voting
- ★ Election Day At Your Assigned Polling Place.

How Do I Vote By Mail?

Voting By Mail Agreement



Voting By Mail



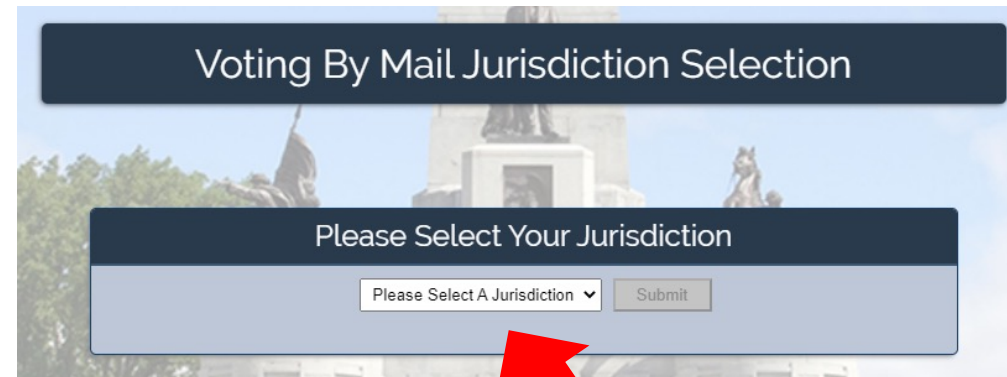
Voting by Mail Application

Voting by Mail Agreement

Please read and acknowledge before proceeding:

By selecting "I Agree" below, you acknowledge that you will send the completed application to the county clerk or board of election commissioners with jurisdiction over your voter registration.

Do NOT send this application to the State Board of Elections. Doing so will delay, and may prevent, the processing of your application and ballot.



Voting By Mail Jurisdiction Selection

Please Select Your Jurisdiction

Please Select A Jurisdiction



Where

Do I Go To Vote? (Polling Place)



LIBRARY



**HOUSE OF
WORSHIP**



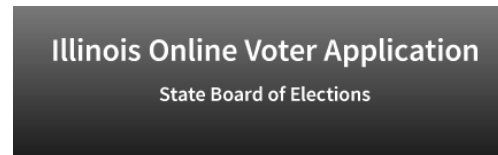
POLICE DEPARTMENT



SCHOOL

Where Do I Go To Vote? (Polling Place)

<https://ova.elections.il.gov/PollingPlaceLookup.aspx>



POLLING PLACE LOOKUP

Five Digit Zipcode*

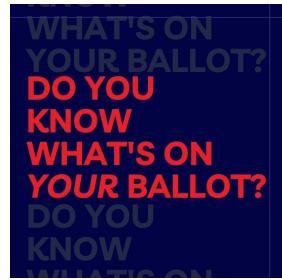
Submit Reset

* = Required



Polling Place Locator

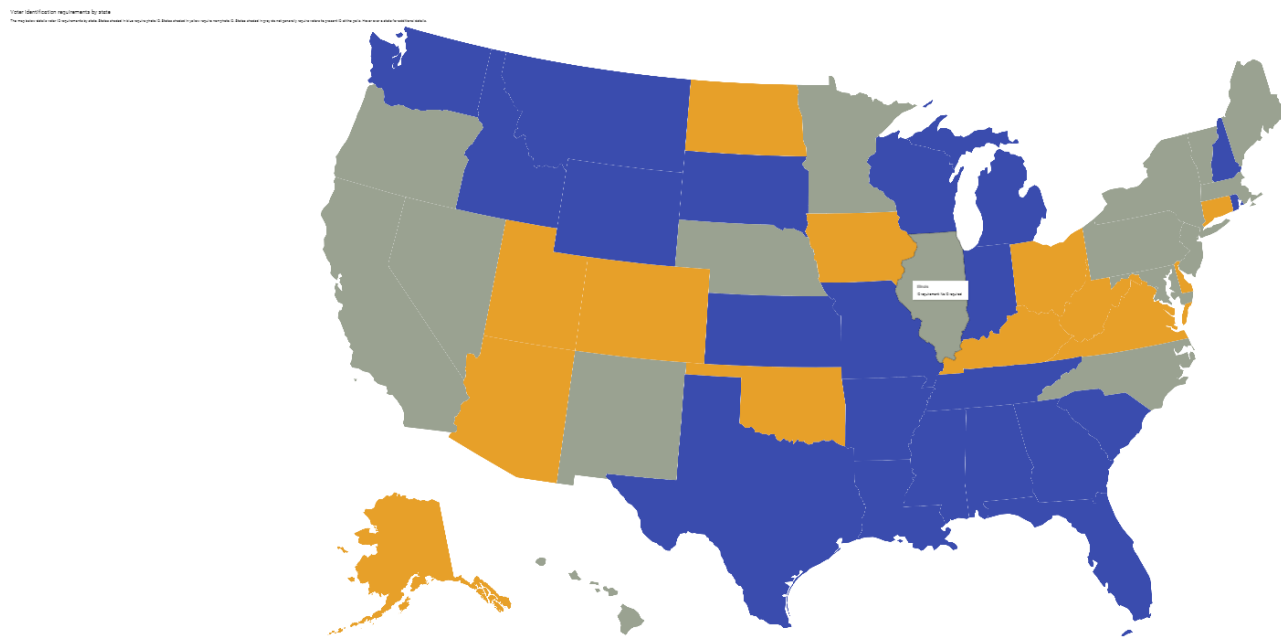
What Ways Can I Vote In Person?



★Paper Ballot

★Electronic Voting Machine

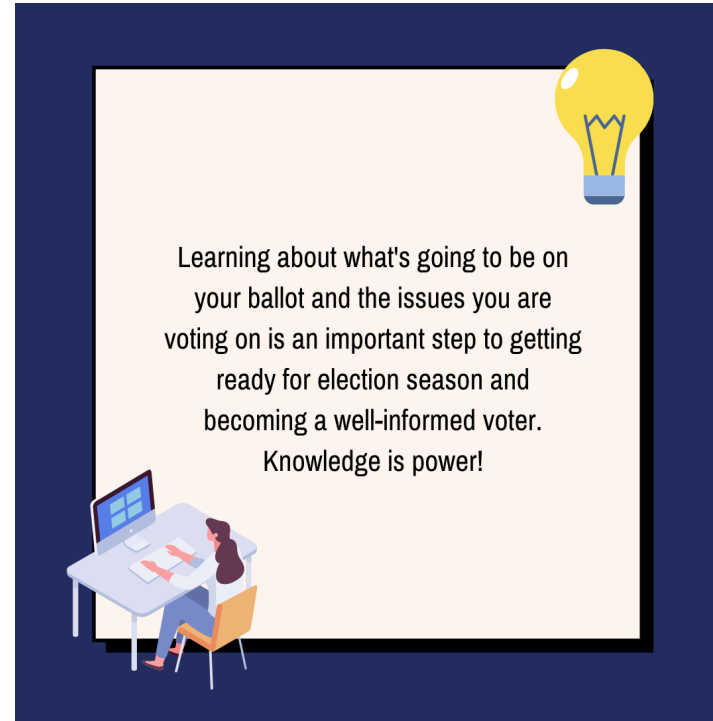
What ID Do I need When I Vote?



Illinois does not require voters to present identification while voting, in most cases. First-time voters who registered by mail and did not submit their driver's license number, state ID number, last four digits of their social security number, or other form of ID are required to present identification showing their name and address before voting.

How

Do I Learn About the Candidates?



How

Do I Learn About the Candidates?

HOW TO HELP:

1. Find out what's on the ballot

- a. Use online resources such as vote411.org or whenweallvote.org to stay informed. Questions to ask as you research: What policies or laws are being introduced or decided on this season? Who are the candidates on the ballot, and who will be represent you and your community?

HOW TO HELP:

2. Research key issues in your community

- a. Attend a local town hall/community event and engage with others to gain their perspective.
- b. Read local columns or papers on voting issues.
- c. Organize a voting issues town hall for community members to attend and express their perspective of issues in the community.

HOW TO HELP:

3. Learn where candidates are on disability issues

- a. Keep an eye on how candidates engage and communicate with the disability community.
- b. Questions to ask as you research: How is the candidate engaging with the disability community? Is their message accessible to all audiences, or does it exclude the disability community? Is the candidate vocal about supporting the disability community?

How

Do I learn about the issues?



- ★ [Illinois Voter Guide](#)
- ★ [Vote 411](#)
- ★ [Vote Smart](#)
- ★ [Ballotpedia \(more progressive\)](#)
- ★ [Ballot Ready](#)

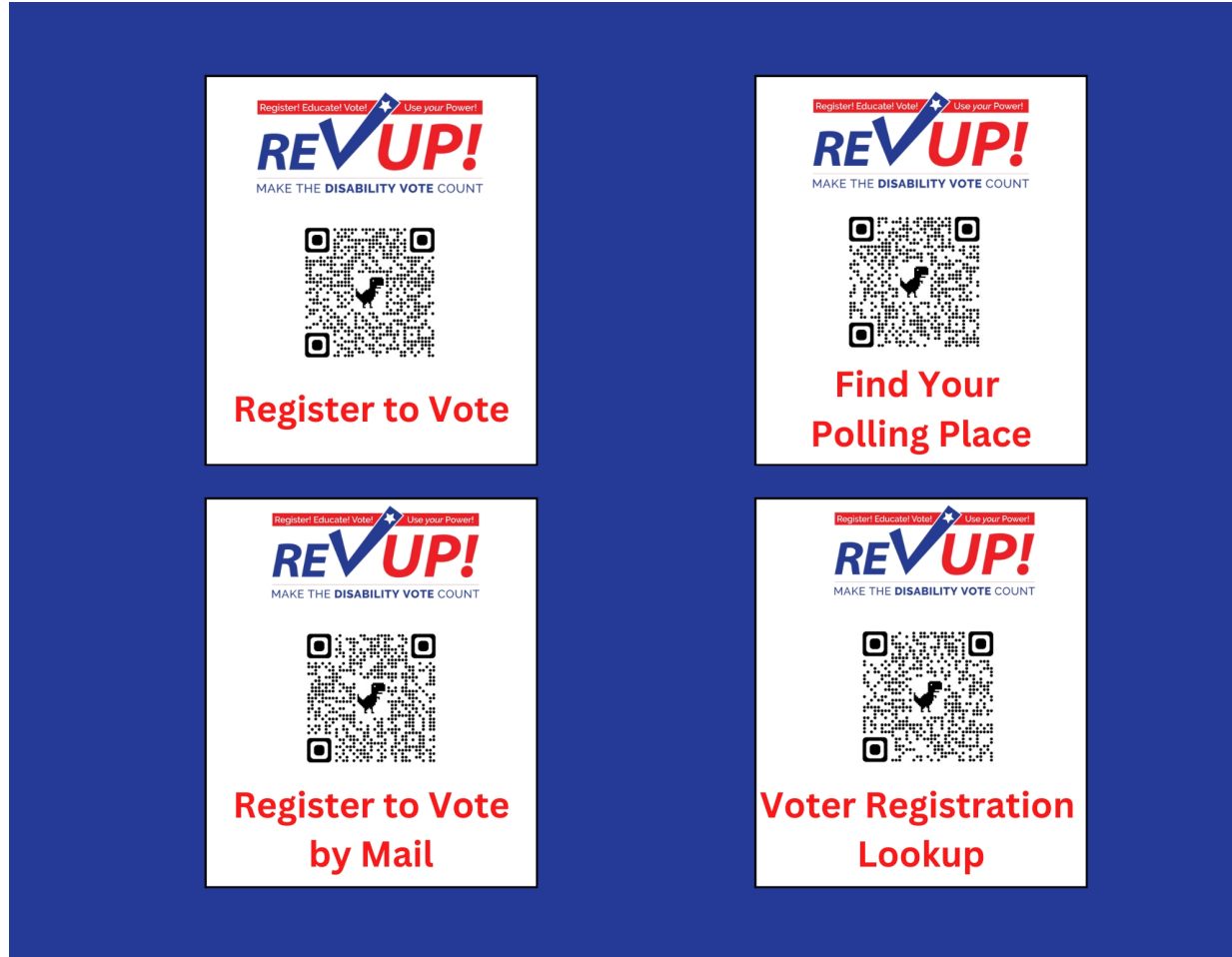
Voting Resources



"If people with disabilities voted at the same rate as people without disabilities who have the same demographic characteristics, there would be about

2 million more voters."

*Disability and Voter Turnout in the 2022 Elections: Supplemental Analysis of Census Voter Turnout Data; Lisa Schur, Douglas Kruse, Mason Ames



Register! Educate! Vote! Use your Power!

REV UP!
MAKE THE **DISABILITY VOTE** COUNT

Register to Vote

Register! Educate! Vote! Use your Power!

REV UP!
MAKE THE **DISABILITY VOTE** COUNT

Find Your Polling Place

Register! Educate! Vote! Use your Power!

REV UP!
MAKE THE **DISABILITY VOTE** COUNT

Register to Vote by Mail

Register! Educate! Vote! Use your Power!

REV UP!
MAKE THE **DISABILITY VOTE** COUNT

Voter Registration Lookup



Voting Resources

★ Illinois Voter Registration Application
[r-19_638284275926341681.pdf](https://www.sos.state.il.us/forms/19-638284275926341681.pdf)

★ Illinois Voter Registration Application (Spanish)
[r-19spanish_638284275408216399.pdf](https://www.sos.state.il.us/forms/19-638284275408216399.pdf)

ILLINOIS VOTER REGISTRATION APPLICATION Suggested October 2022 100-19-19

FOR ILLINOIS RESIDENTS ONLY

TO COMPLETE THIS FORM:

- You 17 years of age or older.
- You are a citizen of the United States.
- You are not currently serving in the military.
- You are not currently serving in the armed forces of the United States.
- You are not currently serving in the armed forces of the United States.
- You are not currently serving in the armed forces of the United States.

TO VOTE AT THE NEXT ELECTION:

• You must be a resident of Illinois for at least 30 days before the election.

• You must be a resident of Illinois for at least 30 days before the election.

• You must be a resident of Illinois for at least 30 days before the election.

IMPARTIAL INFORMATION:

• If you change your name, you must register.

• If you register, you will receive a mail ballot.

• If you do not wish to receive a mail ballot, you may register as a non-mail ballot voter.

• If you do not wish to receive a mail ballot, you may register as a non-mail ballot voter.

• If you do not wish to receive a mail ballot, you may register as a non-mail ballot voter.

APLICACIÓN PARA REGISTRO DE VOTANTES DE ILLINOIS Sugerido en Octubre de 2022 100-19-19

PARA COMPLETAR ESTE FORMULARIO:

- Tener al menos 17 años de edad.
- Ser ciudadano de los Estados Unidos.
- No estar sirviendo en el ejército, armada o fuerza aérea de los Estados Unidos.
- No estar sirviendo en el ejército, armada o fuerza aérea de los Estados Unidos.
- No estar sirviendo en el ejército, armada o fuerza aérea de los Estados Unidos.

PARA VOTAR EN LA SIGUIENTE ELECCIÓN:

- Tener al menos 18 años de edad el día de la elección.
- Residir en Illinois por al menos 30 días antes de la elección.
- Residir en Illinois por al menos 30 días antes de la elección.
- Residir en Illinois por al menos 30 días antes de la elección.

INFORMACIÓN IMPORTANTE:

• Si cambia su nombre, debe registrarse nuevamente.

• Si se registra en línea, recibirá un correo electrónico con instrucciones para recibir su boleta por correo.

• Si no desea recibir una boleta por correo, puede registrarse como votante no boleta por correo.

• Si no desea recibir una boleta por correo, puede registrarse como votante no boleta por correo.

• Si no desea recibir una boleta por correo, puede registrarse como votante no boleta por correo.

Voting Resources


Accessible Voting by Mail

Accessible Vote By Mail

What is accessible vote by mail?

- ➔ A required accommodation for Illinois voters with print disabilities.
- ➔ Voters will receive their ballot electronically from their election authority and vote privately and independently at home using their own devices.
- ➔ Voters will be mailed an envelope to return their voted ballot to the election authority.

If you're not sure if this applies to you, please contact your county.



➔ To apply, voters must be registered to vote in their jurisdiction.

➔ Required under 10 ILCS 5/19-2.6


What is required of the voter?

- Be a qualified registered voter with a disability that prohibits them from independently reading, marking, and verifying a vote by mail ballot.
- Make an application for an accessible vote by mail ballot.
- Provide the election authority with their email address where the ballot access link can be sent.
- Apply for a ballot by November 3, 2022.
- Return the ballot in the certification envelope mailed by the election authority.

Quick Facts:

- Accessible vote by mail is **NOT** electronic voting. Voters will use their devices to mark the ballot, but ballots are returned by mail.
- This option is for voters with print disabilities.
- This is available in the entire state of Illinois.

PLEASE NOTE:
If you live in the city of Chicago, you still have the option of using accessible vote by mail, but the process may look a bit different from what is laid out here, because they use a different vendor.

Illinois State Board of Elections
elections.il.gov


10 ILCS 5/19-2.5, 19-2.6, 19-3, 29-10

Suggested
Revised September, 2023
SBE A-7-3

APPLICATION FOR PERMANENT ACCESSIBLE VOTE BY MAIL STATUS

Applicant's Name	For Election Authority's Use Only
Street Address	Ballot Style:
City, State, Zip	Voter ID:
County	
Date of Birth*	For Election Judge's Use Only
Phone Number*	Initials:
Email*	Voter's Consecutive Number:

*Optional information; even though this is not required, providing it may aid in the processing of your ballot.
I am currently a registered voter and wish to apply for permanent vote by mail status.

I state that I reside at the address specified above, in the stated municipality and county, that I have resided at such address for at least 30 days; that I am lawfully entitled to vote at the next regularly scheduled election, and that:

I wish to vote by mail in all subsequent elections that do not require a party designation.
- or -
 I wish to vote by mail in all subsequent elections and wish to receive the party ballot indicated below in all elections that require a party designation.

Democratic Republican Other* _____

I hereby make application for an official ballot or ballots to be voted by me at such election, and I agree that I shall return such ballot or ballots to the official issuing the same prior to the closing of the polls on the date of the election or, if returned by mail, postmarked no later than election day, for counting no later than during the period for counting provisional ballots, the last day of which is the 14th day following election day.

I swear or affirm that I am a voter with a non-temporary print disability, and as a result of this disability, I am making a request to receive vote by mail ballots electronically so that I may privately and independently mark, verify, and print my vote by mail ballots.
Under penalties as provided by law pursuant to 10 ILCS 5/29-10, the undersigned certifies that the statements set forth in this application are true and correct.

Signature of Applicant

Today's Date

Address to which ballot should be mailed: (if different from above)

IMPORTANT:


You must return the completed and signed application to the election authority with jurisdiction over your registration.

Mail To:

*Voter will only receive a primary ballot if the party listed is an established party in a race in which the voter is entitled to vote.

Voting Resources

Scan this QR code
for resources and
to learn more
about the election
process in Illinois.



Interview Opportunity



- ★ **What year or when did you start to vote?**
- ★ **How old were you when you registered to vote?**
- ★ **Did someone support you to register to vote?**
- ★ **How did they support you?**
- ★ **Do you vote in most elections?**
- ★ **How do you vote?**
- ★ **Do you vote at a polling place? Who takes you?**
- ★ **Do you vote by mail?**
- ★ **Does anyone help you with that?**
- ★ **How did you feel being able to vote?**
- ★ **Do you have any advice for people about voting?**
- ★ **[Matty's Voting Interview Video](#)**



Thank You!
Carole Rosen
carole@thearcofil.org
815 464-1832 x1027

