

Practical Strategies to Build Independence for Students/Children with Significant Needs

Sherill Mae Flores
SsefialHgxfawoqWeafher

Wogay's Goals

★ X qgerswaqg i qgeseqgeqfe iorswxgeqws2fhigreq
z ihsij qüifaqwqeegs

★ Oearqsp sle aqg srafwifalswawej ies

★ Igeqwüiy sp a llswess w exig i qgeseqgeqfe

W haw Does Iqgeseqgeqfe Meaq?

- Iwp eaqs swxgeqws2fhilgreq faq=





- ✓ Parwif isawe qafwyiwes

- ✓ Folbz roxwqes

- ✓ F op slewe wasns z ih less he ls

♥ Sp allsroj ress @EIG sxffess\$

Hoz Do We Exig Iggeseqqeqfe?

-  Y isxalxsxssoww
-  Swxfwreg roxwqes
-  Wasnaqalysis
-  Srop swqj aqg iag'qj





YISXAO SXSSORWS



Are tools that use pictures
to help children understand
what to do.


YISXAO SXSSORWS

Picture Schedule

 **Circle Time**
(8:30-8:45 AM)



  **Story Time**
(8:45-9:00 AM)



 **Brain break**
(9:00-9:10 AM)



YISXAO SXSSORWS



get up



brush teeth



bath

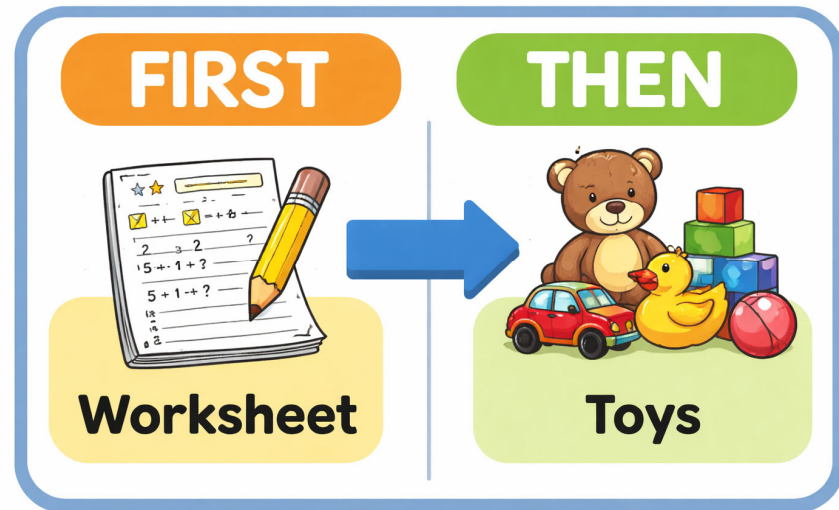


getting dressed

Picture Schedule

YLSXAO SXSSORWS

First-Then Boards




Y ISXAO SXSSORWS

Task Cards

 <p>MAKE BED</p>	 <p>BRUSH TEETH</p>	 <p>TAKE A BATH</p>
 <p>EAT BREAKFAST</p>	 <p>GET DRESSED</p>	 <p>PUT AWAY TOYS</p>
 <p>FEED ANIMALS</p>	 <p>BRUSH HAIR</p>	 <p>USE RESTROOM</p>

Task Card



Complete worksheet



GRAB BACKPACK

YISXAO SXSSORWS

**Visual
Reminder**




YISXAO SXSSORWS

✨ Khosv#wxghqw2fkloguhq:


✓ Xqgerswaqqe {sefwawioqs

✓ Regxfe foqixsiq



✓ Eefop ep ore igeseqgeqw



Oew's Srafwife
Wojewher



“Now it’s your turn. I’d like you to think about one child or student you work with and a task that is difficult for them. Then, please turn to the person next to you and talk together. Using the materials I provided—paper, markers, and printed pictures—create a simple visual support that could help, such as a picture schedule, a first-then board, or a task card.”





Structured Routines

A structured routine means having a clear and consistent sequence of activities that students follow every day.

Swrxfwæreg Roxwiqes

 Sregifwæle gaily sfhegxlē

 F bare {sefwawbqs

 F oqsisweqwwraqsiwbqs

Swrxfwæreg Roxwige

(School)

📌 M orqij roxwige=haqj eaj → siw → lsweq

★ Wraqsiwq roxwige=f leaqxs → lqe xs → p oye

✓ W om roxwige=~~wane~~ p awerāls → fop slew wasn → wxrq iq

Swrxfwæreg Roxwige

(Home)

📌 M orqijj roxwige=~~z ane xs~~ → p ane eeg → erxshweewn

★ A iwerqooq roxwige=~~eawixqfh~~ → z ashgishes → resw

✓ Hyeqijj roxwige=~~eawgijger~~ → fleaqxs → erxshweewn

A decorative frame with a light blue border and a brown outline. The frame is adorned with pink flowers and green leaves at the top corners. The background is a pink and white checkered pattern. At the bottom, there are green bushes.

WASK ANAOYSIS

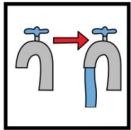
Task analysis means breaking a task into smaller steps and teaching one step at a time.

WASK ANAOYSIS

- 📌 Erean wasns i qwo sp a. Iswess
- 📌 Weafhoge swes awa wip e
- 📌 Srafwife reseawegly

WASK ANAOYSIS

Washing Face



1. Turn water on



2. Get face wet



3. Get face wash



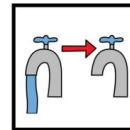
4. Scrub face wash on face



5. Rinse face



6. Rinse hands







7. Turn water off

A decorative frame with a light blue border and a brown inner border. The frame is adorned with pink flowers and green leaves at the top corners. The background is a pink and white checkered pattern. At the bottom, there are green bushes.

Srop swiqj aqg Fagiqj

Prompting means helping the student and fading means slowly taking that help away.

Srop swiqj aqg Fagiqj

-  Srafwife reseawegly
-  Weafhoge swes awa wip e
-  Erean wasns iqw sp a lswess
-  S bz ly regxfe sxssorw

Srop swiqj aqg Fagiqj



Washing dishes:



guide




point



“wash dishes”



independent

A decorative frame with a light blue border and a brown outline. The frame is adorned with pink flowers and green leaves at the top corners. The background is a pink and white checkered pattern. At the bottom, there are green bushes.

Oew's Srafwife
Wojewher

Group Role-Play Activity

- Count from 1–8 to form your group
- Get one scenario and read together
- Act the scenario first (before strategy)
- Choose one strategy:
 - Structured Routine
 - Task Analysis
 - Prompting and Fading
- Assign roles (teacher/parent, student/child, explainers)
- Act again using the strategy (after)
- Be ready to share your answers



Feleerawiqj

Sxffess

W ras-Xs aqg Waneaz ays

📌 Iggeseqgeqfe hasseqs iq sp a llswess

★ X se sip sle sxssorws eyery gay

✓ Regxfe he ls wo exiq iggeseqgeqfe

♥ Sp a llstroj ress is eij sxffess



Whaon Yox

